

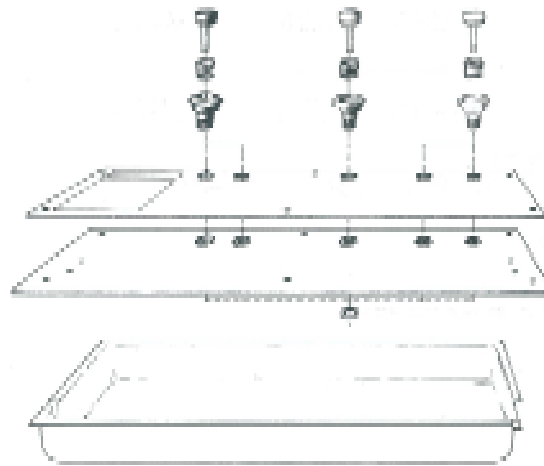
3.4 Control panels

3.4.1 FB037

This Control panel uses 5 buttons and it is used in some games as Astro Wars.



All control panels are assembled with some elements, including a silk-screened overlay with dedicated artworks different game by game.



Seascare and Super Galaxians use this 5-buttons control panel.

3.4.2 FB085

This version of 6 button control panel has been used in Quasar as an option instead of the convertible control panel with metal plate for 2 buttons / 2-way joystick.



This is an example how to assemble this control panel type



3.4.3 FB086

Cocktail tables have their own control panels. This has been used in some Cocktail tables and supports 4 buttons.




The typical use of this control panel is shown in the following picture taken from Space Pirate Cocktail Table version manual.

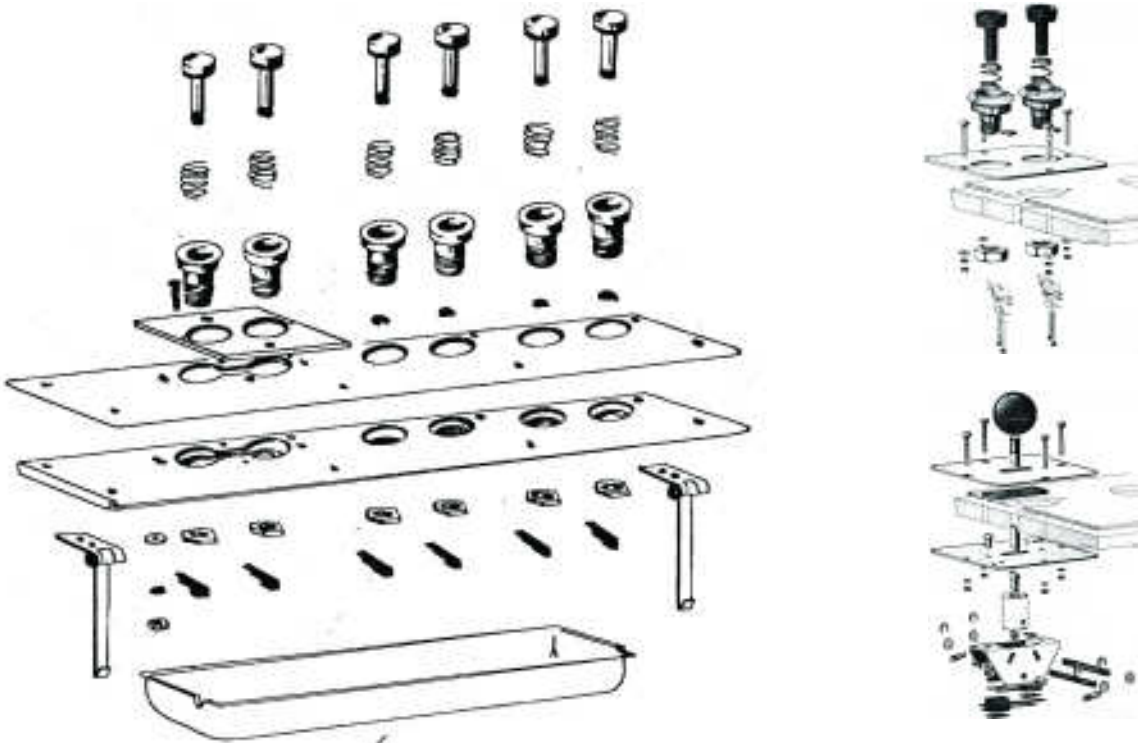


3.4.4 FB090

Some games can support 2 buttons for left-right movement or a 2-way joystick. In these cases FB090 is the most used control panel. It has a special shape in order to support a 2-way joystick or 2 buttons using an additional metal plate to assemble the panel in the desiderate way.



Here is the complete panel used in Phoenix cabinet and the 2 different versions; with two buttons and with the two positions joystick.



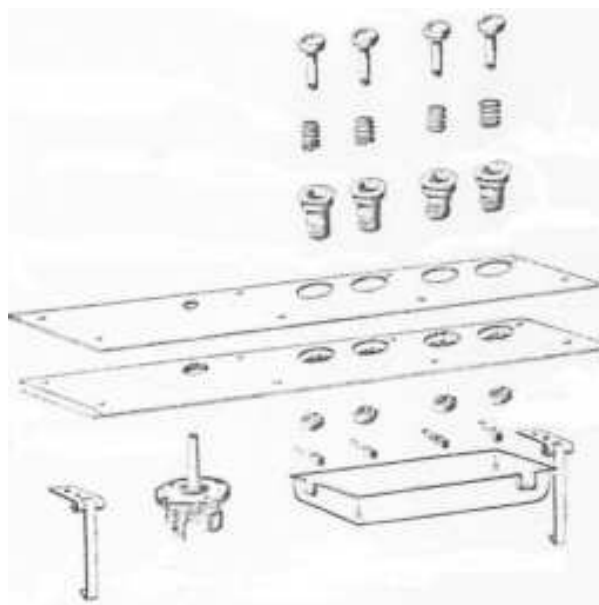
Quasar often uses this version with two button installed.

3.4.5 FB104

This version is used in case of four buttons and one joystick are needed.. Joystick is moved on the left and the two buttons used for fire are in the centre.



Supercobra uses this version and here you can see the typical assembling diagram.

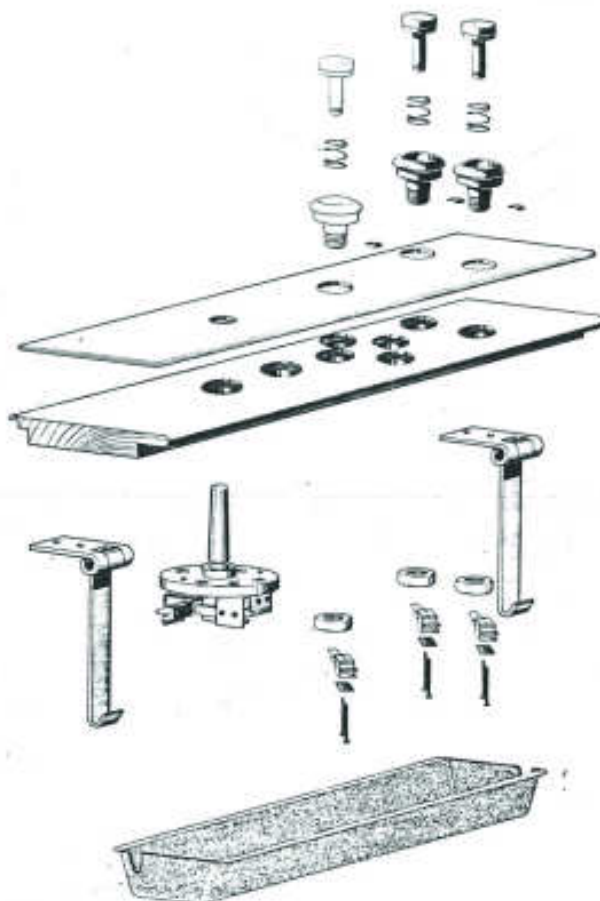


3.4.6 FB117

This control panel can support 8 buttons or 7 buttons and 1 4/8-positions joystick. Games use this control panel have an overlay that covers part of the holes in order to assemble the needed buttons only; in case of Crazy Kong we have 1 joystick (C8183) and 3 buttons.



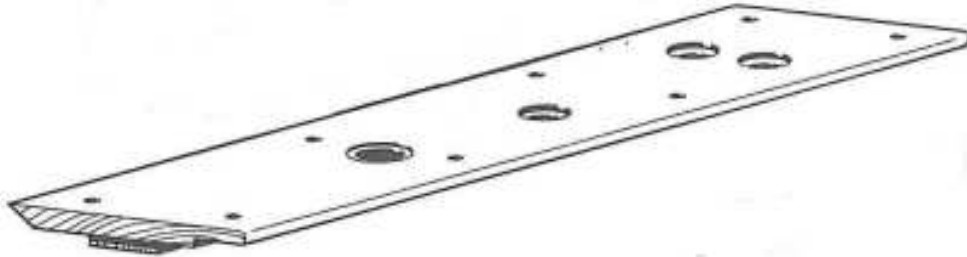
This is an example how this control panel has been completed for the Crazy Kong configuration.



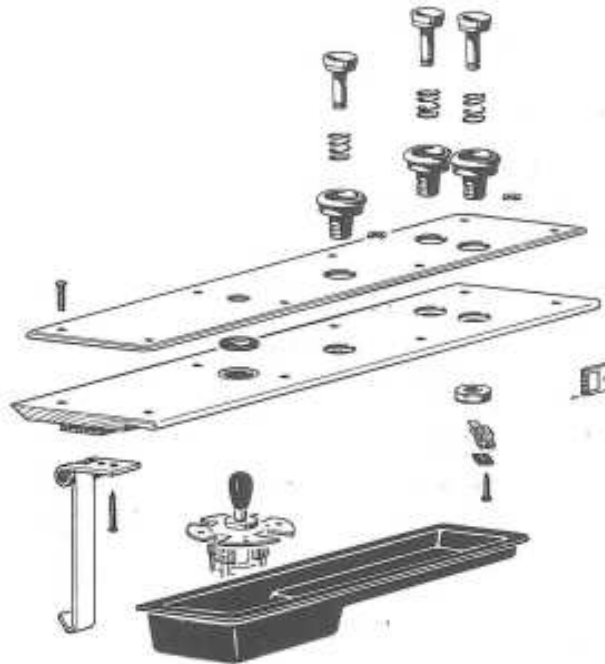
Laser battle, Tactician and Zaxxon use this control panel too.

3.4.7 FB178

This control panel has 4 holes only and one is dedicated to a 4 or 8 positions joystick while 2 are dedicated to start 1 and 2.




It has been used in the Money Money cabinet with the joystick C8324 assembled as follow.



3.4.8 D022

This control panel has been used for Cat'n Mouse and it's defined as "Control Panel Luxury version". It supports three buttons (two for start 1 and 2) and one 2-positions joystick (C8168).



The following picture shows a complete assembled version, including the leaf package cover.

